

# TABLEAU

:snapshot or still scene created by a group




Successful tableaus have:

- \*students who work well as a team and listen to each other.
- \*students who use facial expressions to show how their character is feeling in the scene.
- \*students who use their bodies to create a person/thing by standing completely still.
- \*students who move quietly and stay silent once in position.
- \*students who place themselves at high, middle, and low levels.



# AND..... ACTION!




**Jack and the Beanstalk**

Can you guess which scene these students created from the fairy tales listed?



**Sleeping Beauty**



**The Princess and the Frog**



**Cinderella**

You decide.....Are they showing all 3 levels? Are they using their bodies and facial expressions?



# HOT SEAT




Step into character.  
Answer questions and  
respond using  
character's point of view



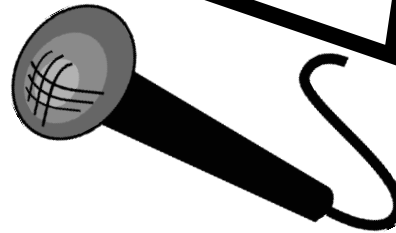
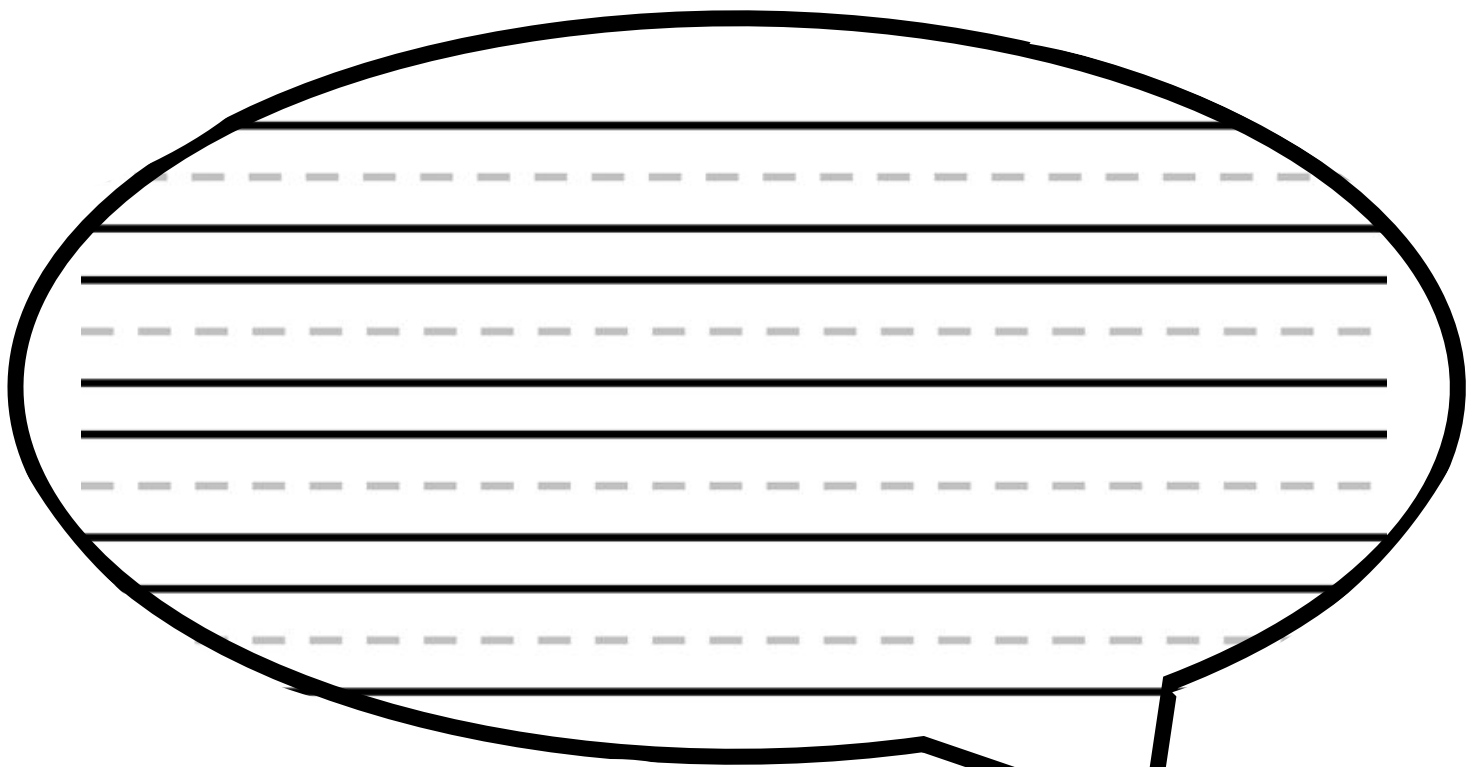
## Character

- \*student steps into role as a character
- \*student portrays the character's traits
- \*student talks as the character would
- \*student responds to questions and comments using the character's point of view
- \*student steps out of role as a character

## Audience

- \*student accesses prior knowledge to ask character questions
- \*student greets character before interacting
- \*student asks thoughtful seeking questions
- \*student stays away from one word answer questions





Glue 3D Origami  
Hot Seat Chair here  
Or illustrate  
character in Hot Seat

