


# HOT SEAT

Step into character.  
Answer questions and  
respond using  
character's point of view




## Character

- \*student steps into role as a character
- \*student portrays the character's traits
- \*student talks as the character would
- \*student responds to questions and comments using the character's point of view
- \*student steps out of role as a character

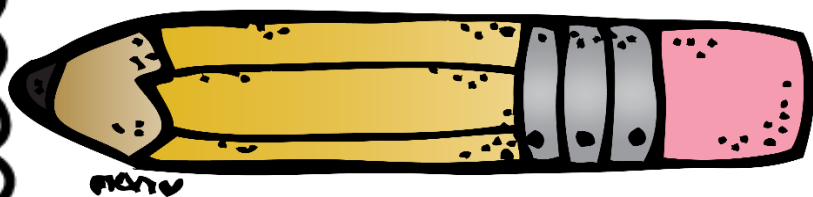
## Audience

- \*student accesses prior knowledge to ask character questions
- \*student greets character before interacting
- \*student asks thoughtful seeking questions
- \*student stays away from one word answer questions



# WRITING IN ROLE

Write as if you were someone else. Put yourself in their shoes. Think and write from their POINT OF VIEW.



Think about....

How would you feel?

What size would you be?

Where would you live?

What would you be afraid of?

What kind of traits do you have?



# TABLEAU

A snapshot or still scene created by a group.



Successful tableaus have:


- \*students who work well as a team and listen to each other.
- \*students who use facial expressions to show how their character is feeling in the scene.
- \*students who use their bodies to create a person/thing by standing completely still.
- \*students who move quietly and stay silent once in position.
- \*students who place themselves at high, middle, and low levels.



# AND..... ACTION!

Can you guess which scene these students created from the fairy tales listed?

**Jack and the Beanstalk**



**Sleeping Beauty**



**The Princess and the Frog**



You decide.....Are they showing all 3 levels? Are they using their bodies and facial expressions?