





SUMMER ACTIVITY BOOK





Summer of Learning



A Note for Grown-Ups

Summer is full of opportunities to play and learn and we want to make it easy for you to find inspiring, kid-friendly activities! That's why we've worked with PBS stations and content creators from across the country to bundle up some of our favorite activities into one, easy-to-carry-anywhere book. We hope you and your kids will use this to inspire learning all summer long!

Here are a few quick tips to help you keep your kids excited about learning this season:


- **Ask lots of questions.** Encourage your kids to participate in conversations by asking them questions like: *Why do you think that happened? What will happen next?*
- **Encourage kids to search for answers.** When your children ask you “why?” see if you can work together to figure out what they need to know or do to find the answer.
- **Try something new.** Summer is a great time to try new things like reading a new kind of book, tasting a new food or exploring a new park.
- **Just have fun.** Summertime comes along only once a year, so make sure to have fun while you're learning.

Looking for more activities, tips, and video resources? Tune in to your local PBS station, visit pbskidsforparents.org and download the PBS KIDS Video app.


We hope you have a summer packed with playful learning!

Your friends at PBS KIDS

@pbskids






Find more games and activities at pbskids.org





Where Will You Explore?

Instructions: Invite your child to illustrate a place you would like to explore together this summer (example: the park, the library, grandma & grandpa's house).




Find more games and activities at pbskids.org




DANIEL TIGER'S NEIGHBORHOOD

Hi, Neighbor!




Instructions: Use this scavenger hunt to help your child become familiar with the people, places and things in your neighborhood.


How many items can you find together?



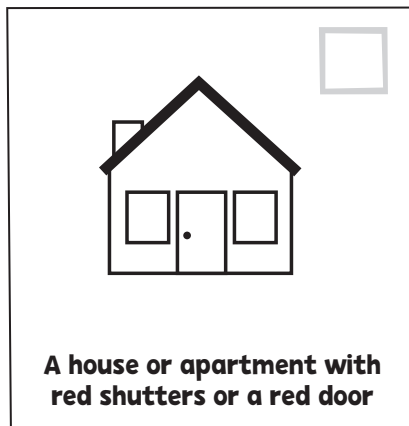
An insect




A stop sign



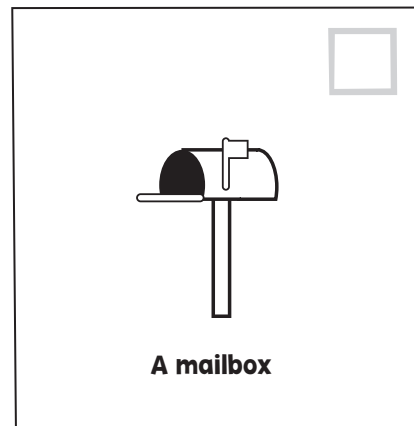
A flower pot with flowers




A house or apartment with red shutters or a red door



A bicycle or tricycle




A mailbox



Leaves from three (3) different trees



A newspaper



A neighbor whose name starts with the letter "D"


Find more games and activities at pbskids.org/daniel



Two cartoon illustrations of a boy in a dynamic pose, one in black and white and one in color. The boy is wearing a t-shirt with a circular logo, shorts, and sneakers. He has his arms raised and a determined expression. The black and white version is on the left, and the color version is on the right.

This image shows a blank sheet of white paper with horizontal ruling lines. The lines are evenly spaced and run across the width of the page. In the top right corner, there is a small, faint, stylized drawing of a hand holding a pen, suggesting the paper is intended for writing or drawing.

PBS KIDS and the PBS KIDS Logo are registered trademarks of Public Broadcasting Service. Used with permission. Wild Kratts® © 2020 Kratt Brothers Co. Ltd./ 9 Story Media Group Inc. Wild Kratts®, Creature Power® are owned by Kratt Brothers Company Ltd. All rights reserved.




Molly's Maze

Instructions: Help Molly get through the maze to find her dog Suki.



Start



End

Find more games and activities at pbskids.org/molly

Produced by:



Funding by:




Major funding by:





Kindness Is Everywhere

Instructions: Invite your child to fill in the heart below with words and drawings that represent acts of kindness.



Find more games and activities at pbskids.org/xavier

Produced by:



Sponsored by:



Funded by:



Based on Brad Meltzer and Christopher Eliopoulos' best-selling kids book series






I Read It!

Instructions: Has your child recently read a great book? Encourage them to describe the most memorable parts using the space below.

My Book

Book Title: _____

Author: _____




My Review

What I liked best about this book:

How I felt after reading this book:

I would recommend this book: **yes** or **no** (circle one)



Find more games and activities at pbskids.org



Story Starter

Instructions: Clifford has dug up something exciting in the sand!
Ask your child to draw what he has found.



Find more games and activities at pbskids.org/clifford





Tell Me a Story

Who is your story about? (Characters)



Where does your story take place? (Setting)

Find more games and activities at pbskids.org/pinkalicious

PINKALICIOUS & PETERIFIC® is produced by WGBH Kids and Sixteen South Studios.



Funding for PINKALICIOUS & PETERIFIC®



Produced with the participation of



Corporate funding is provided by:




PBS KIDS and the PBS KIDS logo are registered trademarks of Public Broadcasting Service. Used with permission. © 2020 WGBH Educational Foundation. All rights reserved. Pinkalicious, Peter & the other Victoria Kann Pinkalicious characters and underlying materials (including artwork) are trademarks and copyrights of Victoria Kann; the texts of the *Pinkalicious* and *Purpicious* books were written by, and are copyrights of, Victoria Kann and Elizabeth Kann. Used with permission.



Scribbles
and
Ink

Underwater World



Draw an
underwater
world.

What
creatures live
here?



Find more games and activities at pbskids.org/scribblesandink

Produced by:



Sponsored by:





Let's Go Luna!

Greetings from Around the World!

Instructions: Help your child cut out the cards below and use them to learn four new languages!



HOW TO GREET A FRIEND IN: SPANISH

iHola!



(It sounds like:
"OH-lah")

The PBS KIDS logo & PBS KIDS © PBS. Used with permission. © LATW Productions Inc.



HOW TO GREET A FRIEND IN: ARABIC

Marhaba!



(It sounds like:
"MAR-ha-ba")

The PBS KIDS logo & PBS KIDS © PBS. Used with permission. © LATW Productions Inc.



HOW TO GREET A FRIEND IN: SWAHILI

Habari yako?




(It sounds like:
"ha-BAR-ee YA-ko")

The PBS KIDS logo & PBS KIDS © PBS. Used with permission. © LATW Productions Inc.



HOW TO GREET A FRIEND IN: JAPANESE

Kon'nichiwa!



(It sounds like:
"cone-EE-CHEE-WAH")

The PBS KIDS logo & PBS KIDS © PBS. Used with permission. © LATW Productions Inc.

Produced by:

Find more games and activities at pbskids.org/luna



PBS KIDS and the PBS KIDS logo are registered trademarks of Public Broadcasting Service. Used with permission.
LET'S GO LUNA! © 2020 LATW Productions Inc. © and TM 9 Story Media Group Inc. All rights reserved.



Make a Bird Feeder

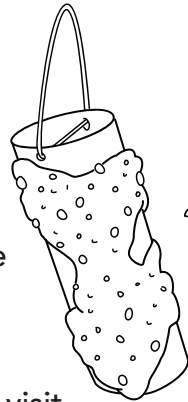


What You Need:

- Pinecone, paper towel holder or piece of bread
- Peanut butter or honey
- Your choice of the following:
 - Raisins
 - Cranberries
 - Plain popped popcorn
 - Sunflower seeds
 - Shelled plain peanuts
 - Mixed birdseed
- Safety scissors
- Wire, dental floss or cotton string

What to Do:

- 1. Select a bird feeder base:** Pinecones are a popular foundation for a bird feeder, but you may also use an empty paper towel roll or a stale piece of bread.
- 2. String it up:** Run a wire, dental floss or cotton string through your bird feeder. Secure the two ends together to make a loop.
- 3. Make it sticky:** Coat the base with peanut butter. If you know someone who has peanut allergies, use honey instead.
- 4. Add some goodies:** Roll the feeder in raisins, cranberries, unsalted and unbuttered popcorn, sunflower seeds, shelled plain peanuts or mixed birdseed.
- 5. Hang it up:** Place your bird feeder on a hook or on a tree branch outside your window. Discover which birds are popular in your neighborhood, research what they like to eat, and make a bird feeder for them.
- 6. Keep a wildlife journal:** Record what kind of birds and other animals come to visit your feeder!



Find more games and activities at pbskids.org/naturecat



Move Like a Dinosaur



Instructions: Can you move like a dinosaur? Here's a list of movements to get you and your child started! To play, have your child stand at one end of the room and move towards you using one of the prompts below.



WALK like a Theropod

(a bipedal dinosaur that walked on two legs)



MOVE like a Brachiosaurus

(a quadrupedal dinosaur that walked on all fours)



SPRINT like an Ornithomimus

(a dinosaur with long thin legs for sprinting or running really fast)



GLIDE like a Microraptor

(a small bird-like dinosaur that could move smoothly through the air)



SLITHER like a Sanajeh

(a prehistoric snake that slithered or slid around on its belly)



STOMP like a T. rex!

(a powerful dinosaur who walked around with loud, heavy steps)



DIVE like a Hesperonis

(a dinosaur that was good at diving deep underwater for fish)



FLY like a Pteranodon

(like Tiny, Shiny, and Don, Pteranodons could fly through the air very easily)



SWIM backwards like a Michelinoceras

(a squid-like creature who lived in the ocean and swam backwards)



HOOT like a Corythosaurus

(a dinosaur with a large crest on top of its head that made a hooting sound like a horn)

Find more games and activities at pbskids.org/dinosaurtrain

Funded by:

FREE APPS!



Watch videos from your family's favorite PBS KIDS series! Access the app on your mobile or tablet device, on Roku, Apple TV, Amazon Fire TV, Android TV, Samsung TV and Chromecast.



Play and learn anytime, anywhere! This app features games from PBS KIDS top shows, including DANIEL TIGER'S NEIGHBORHOOD, WILD KRATTS, MOLLY OF DENALI, DINOSAUR TRAIN and more.



Visit pbskids.org/apps for apps, albums, episodes, e-books and more fun!