

Donkey Hodie

TM

Activity Packet





Day one: We are going to use our imagination just like Donkey and Panda did to rescue Panda's toy pickle!

This activity corresponds with the "Flying Flapjacks/Pickle Penguin Problem" episode.

Supplies:

- Paper plate
- Markers, crayons, or watercolors
- Scissors
- String

Instructions:

1. Cut two holes for eyes.
2. Use markers, crayons, or watercolors to create a Donkey Hodie Mask using the picture above.
3. Punch two small holes on the outside of the plate.
4. Run the string through the holes and tie to secure the mask.
5. Now use your imagination! Pretend you are in the land of Somewhere Else and act out a scene from the episode you just watched.



Day two: We can learn to solve our homemade puzzle just like Donkey and Panda learned how to climb the mountain!

This activity corresponds with the “Super Duper Sleepover/Mountain Climb Time” episode.

Supplies:

- Large piece of drawing paper
- Pencils, markers, crayons, or watercolors
- Scissors

Instructions:

1. Draw, color, or paint a picture of your favorite part of the episode.
2. Use your scissors to cut the picture into big pieces.
3. Mix the pieces up.
4. Now use your problem-solving skills to put the picture back together!
5. For more fun do it again, but draw a picture that tells a story about your family!



Day 3: Even Donkey knows it can be hard to wait sometimes, so let's make bird feeders to help pass the time!

This activity corresponds with "The Waiting Game/Planet Purple Party!" episode.

Supplies:

- Large, cleaned recycled container (milk/orange juice carton, can, jar, egg carton, soda bottle, etc.)
- Glue/tape
- Multi-colored construction paper
- Rope/string
- Scissors
- Any craft supplies you have around the house (popsicle sticks, plastic spoons, etc.)
- Bird food

Instructions:

1. Cut out a long rectangle opening onto the front of the carton (skip if using a jar, can, or egg carton).
2. Cut shapes out of the construction paper.
3. Glue shapes and craft supplies onto your birdhouse.
4. Fasten the string to your birdhouse so it hangs from your tree.
5. Add the bird food and hang up the bird feeder!





Day 4: We are going to make lanterns and show our family and friends our cool art, just like how Donkey and Panda were proud to share their ideas on King Friday!

This activity corresponds with “The Masked Veggies/The Royal Hosts” episode .

Supplies:

- Cardstock paper (black or any dark shades)
- Colored tissue paper
- Scissors (or parents can use an x-acto knife)
- Glue
- Battery operated tea light

Instructions:

1. Fold your cardboard into thirds.
2. Draw and cut out your design from the cardstock.
3. Glue the colored tissue paper over your design (on the inside of your lantern).
4. Apply glue to the edge of one side of your cardstock and glue it to the other open side.
5. Turn on your tea light, place your lantern over your light and watch your patterns light up!





Day 5: Sometimes our emotions cloud our judgment, so we need to calm down and think just like Donkey and Panda did when the lights went out at their sleepover!

This activity corresponds with the “Super Duper Sleepover/Mountain Climb Time” episode.

Supplies:

- 2 Balloons
- 1 cup of water
- 2 cups of corn starch
- Mixing bowl
- Permanent marker (optional)

Instructions:

1. Mix 1 cup of water with 2 cups of cornstarch in the mixing bowl.
2. Knead the mixture until it forms a dough.
3. Stretch the balloon open and add a little dough a little at a time (be sure to blow air into the balloon periodically until all of the dough settles inside of the balloon).
4. Once the balloon is filled to your preferred size, tie a knot at the bottom of the balloon.
5. Wrap a second balloon around your stress ball for optimal durability.
6. Draw a fun face on your stress ball.
7. Use your stress ball to help you calm down and think!



Donkey Hodie

Someplace Else Matching

Help Donkey and her pals find their homes in Someplace Else.
Draw a line to where they live.



Donkey Hodie



Purple Panda



Bob Dog



Duck Duck




Find more games and activities at pbskids.org/donkeyhodie

DONKEY HODIE is produced by Fred Rogers Productions and Spiffy Pictures.



Donkey
Hodie

Donkey Hodie



Find more games and activities at pbskids.org/donkeyhodie



DONKEY HODIE is produced by Fred Rogers Productions and Spiffy Pictures.


DONKEY HODIE © 2021, The Fred Rogers Company. All rights reserved. PBS KIDS and the PBS KIDS Logo are registered trademarks of Public Broadcasting Service. Used with permission. Made possible by the Corporation for Public Broadcasting, a private corporation funded by the American people.





**Donkey
Hodie**

Bob Dog



Find more games and activities at pbskids.org/donkeyhodie



DONKEY HODIE is produced by Fred Rogers Productions and Spiffy Pictures.

DONKEY HODIE © 2021, The Fred Rogers Company. All rights reserved. PBS KIDS and the PBS KIDS Logo are registered trademarks of Public Broadcasting Service. Used with permission. Made possible by the Corporation for Public Broadcasting, a private corporation funded by the American people.





**Donkey
Hodie**

Duck Duck



Find more games and activities at pbskids.org/donkeyhodie



DONKEY HODIE is produced by Fred Rogers Productions and Spiffy Pictures.


DONKEY HODIE © 2021, The Fred Rogers Company. All rights reserved. PBS KIDS and the PBS KIDS Logo are registered trademarks of Public Broadcasting Service. Used with permission. Made possible by the Corporation for Public Broadcasting, a private corporation funded by the American people.





Donkey
Hodie

Purple Panda



Find more games and activities at pbskids.org/donkeyhodie



DONKEY HODIE is produced by Fred Rogers Productions and Spiffy Pictures.

DONKEY HODIE © 2021, The Fred Rogers Company. All rights reserved. PBS KIDS and the PBS KIDS Logo are registered trademarks of Public Broadcasting Service. Used with permission. Made possible by the Corporation for Public Broadcasting, a private corporation funded by the American people.

